

## INSTRUCTIONS TO REBED SABRE 28 MAIN CABIN WINDOWS

### TO REMOVE WINDOWS:

Remove the inside aluminum trim and dig out as much of the sealant as possible to ease removal of the window. The outside flange of the window is easily damaged; therefore, while removing the window, it is helpful to use a putty knife to break the seal between the flange and the sides of the cabin. After the window is removed, clean off all sealant.

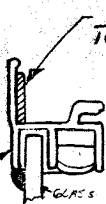
### TO REINSTALL WINDOWS:

Follow Steps 1 through 4 on the attached drawing.

**NOTE:** Avoid using acetone or similar solvents to remove excess sealant.

STEP #1

ALUMINUM WINDOW FRAME

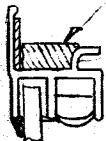


$\frac{1}{16}'' \times \frac{1}{2}''$  BUTYL TAPE

≈ 7' PER LARGE WINDOW

≈ 28' PER BOAT

STEP #2




1 -  $\frac{1}{4}'' \times \frac{1}{2}''$  BUTYL TAPE STRIP

≈ 7' PER LARGE WINDOW

≈ 28' PER BOAT

STEP #3

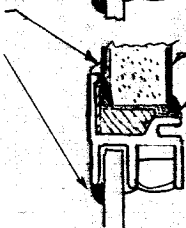


2-BEADS GE-SCS SILPRUF "PRECAST WHITE"

SILICONE BEAD  
OUTSIDE

CABIN SIDE

STEP #4



GE-SCS SILPRUF "PRECAST WHITE"  
FILL REMAINING SPACE BEFORE  
INSTALLING INSIDE FLANGE.

**Sabre**

ALL MODELS  
DECK HARDWARE - WINDOWS  
FIXED PORTS SEALANT INSTALLATION

SCALE  
FULL

BY  
DFT

APPVD.

DATE  
5-13-82

DWG. NO.